Den norske kontinentalsokkel

Utvinningstillatelser per 1. september 2005
Utarbeidet av Oljedirektoratet

www.npd.no

OLJEDIREKTORATET

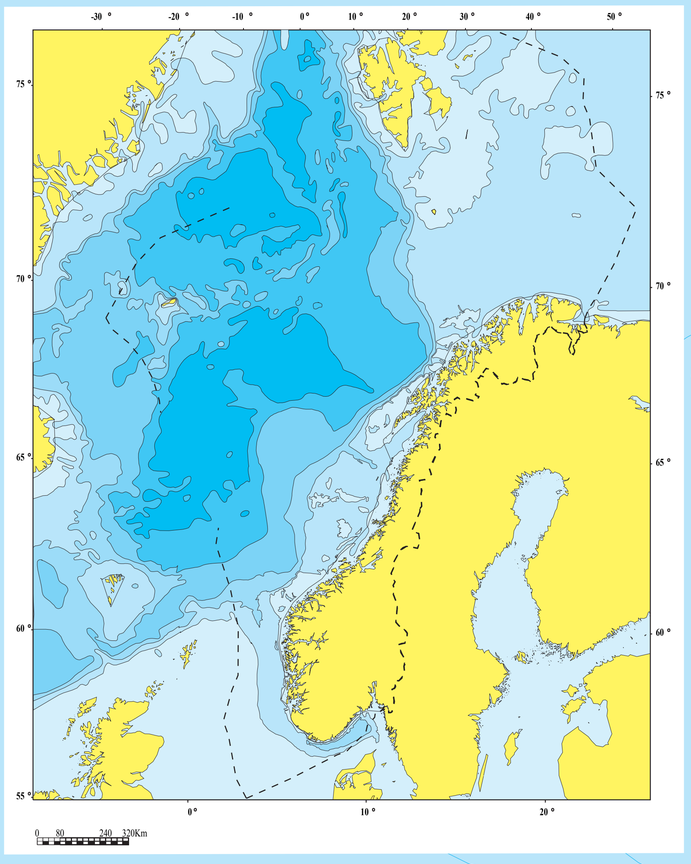

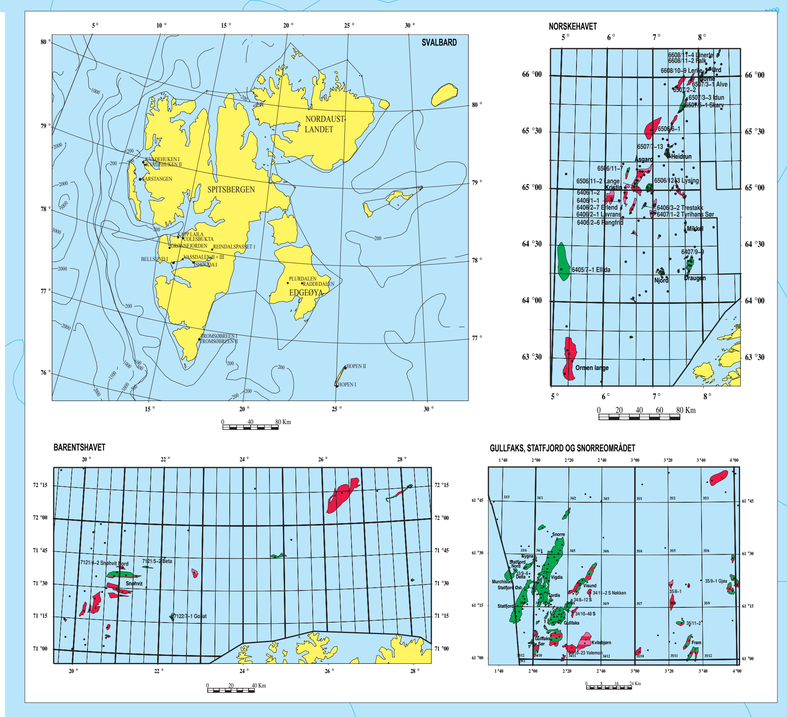

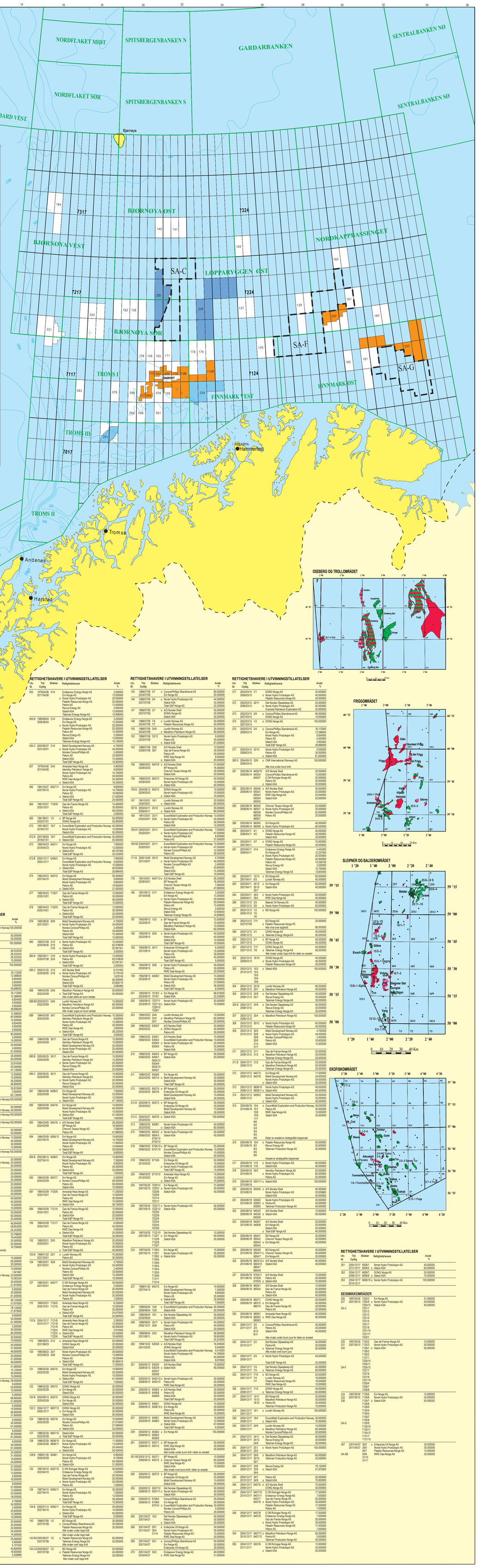

RETTIGHETSHAVERE I UTVINNINGSTILLATELSER

Utv. til.	Tild. Gyldig	Blokker	Rettighetshavere	Andel %
055	1979/04/06	31/4	Endeavour Energy Norge AS	3,200000
	2017/04/06		Eni Norge AS	13,200000
		o	Norsk Hydro Produksjon AS	20,000000
			Paladin Resources Norge AS	20,000000
			Petoro AS	13,400000
			Revus Energy AS	2,692000
			Statoil ASA	12,600000
			Talisman Energy Norge AS	14,908000
055 B	1999/06/04	31/4	Endeavour Energy Norge AS	3,200000
	2006/06/04		Eni Norge AS	13,200000
		o	Norsk Hydro Produksjon AS	20,000000
			Paladin Resources Norge AS	20,000000
			Petoro AS	13,400000
			Revus Energy AS	2,500000
			Statoil ASA	12,600000
			Talisman Energy Norge AS	15,100000
055 C	2003/06/27	31/4	Mobil Development Norway AS	4,700000
	2031/03/01	o	Norsk Hydro Produksjon AS	34,000000
			Norske ConocoPhillips AS	2,400000
			Petoro AS	33,600000
			Statoil ASA	15,300000
			Total E&P Norge AS	10,000000
057	1979/04/06	34/4	Amerada Hess Norge AS	4,900000
	2015/04/06		Idemitsu Petroleum Norge AS	10,000000
			Norsk Hydro Produksjon AS	14,700000
			Petoro AS	30,000000
			RWE Dea Norge AS	24,500000
		o	Statoil ASA	16,300000
062	1981/03/27	650/11	Eni Norge AS	9,800000
	2027/04/10		Norsk Hydro Produksjon AS	14,700000
			Petoro AS	19,900000
			Statoil ASA	31,050000
			Total E&P Norge AS	24,500000
064	1981/03/27	712/8	Gaz de France Norge AS	15,400000
	2035/10/01		Petoro AS	30,000000
		o	Statoil ASA	48,520000
			Total E&P Norge AS	5,000000
065	1981/06/21	1/3	o BP Norge AS	55,000000
	2022/01/01		DONG Norge AS	45,000000
072	1981/08/21	16/7	o ExxonMobil Exploration and Production Norway	40,000000
	2018/01/01		Norsk Hydro Produksjon AS	10,000000
			Statoil ASA	50,000000
072 B	2001/09/24	16/7	ExxonMobil Exploration and Production Norway	50,000000
	2018/01/01		o Statoil ASA	50,000000
073	1982/04/23	640/7	Eni Norge AS	7,600000
	2018/04/23		Norsk Hydro Produksjon AS	12,000000
			Statoil ASA	46,767000
			Total E&P Norge AS	33,633000
073 B	2004/12/17	640/3	Eni Norge AS	7,900000
	2005/12/17		ExxonMobil Exploration and Production Norway	8,633000
			Norsk Hydro Produksjon AS	12,000000
			Statoil ASA	46,833600
			Total E&P Norge AS	26,666400
074	1982/04/23	640/12	Eni Norge AS	29,400000
	2027/04/10		Mobil Development Norway AS	9,800000
			Norsk Hydro Produksjon AS	9,800000
			Petoro AS	19,950000
			Statoil ASA	31,050000
077	1982/04/23	712/7	Gaz de France Norge AS	12,000000
	2035/10/01		Petoro AS	30,000000
			Statoil ASA	48,000000
			Total E&P Norge AS	10,000000
078	1982/04/23	712/9	Gaz de France Norge AS	12,000000
	2035/10/01		Petoro AS	30,000000
			Statoil ASA	33,000000
			Total E&P Norge AS	25,000000
079	1982/08/20	30/9	Mobil Development Norway AS	4,700000
	2031/03/01		Norsk Hydro Produksjon AS	34,000000
			Norske ConocoPhillips AS	2,400000
			Petoro AS	33,600000
			Statoil ASA	15,300000
			Total E&P Norge AS	10,000000
085	1983/07/08	31/3	Norsk Hydro Produksjon AS	12,000000
	2030/06/30	31/5	Petoro AS	62,918569
		31/6	o Statoil ASA	22,081341
			Total E&P Norge AS	3,000000
085 B	1992/09/11	31/9	o Norsk Hydro Produksjon AS	12,000000
	2030/07/08	32/9	Petoro AS	62,918569
			Statoil ASA	22,081341
			Total E&P Norge AS	3,000000
085 C	2002/01/25	31/3	A/S Norske Shell	8,101450
	2030/08/30	31/6	o Norsk Hydro Produksjon AS	5,779140
			Norske ConocoPhillips AS	1,623740
			Petoro AS	56,000000
			Statoil ASA	20,804710
			Total E&P Norge AS	3,690960
088	1984/03/26	24/6	Marathon Petroleum Norge AS	50,000000
	2022/03/09		o Total E&P Norge AS	50,000000
			Alle rivåer etter en burn tertiær	
088 BS	2003/03/21	24/6	Lundin Norway AS	15,000000
	2022/03/09		o Marathon Petroleum Norge AS	65,000000
			Norske ConocoPhillips AS	20,000000
			Alle rivåer yngre enn burn tertiær	
089	1984/03/09	34/7	ExxonMobil Exploration and Production Norway	10,500000
	2024/03/09		Idemitsu Petroleum Norge AS	15,000000
			Norsk Hydro Produksjon AS	13,280000
			Petoro AS	30,000000
			RWE Dea Norge AS	2,800000
		o	Statoil ASA	28,220000
			Total E&P Norge AS	5,600000
090	1984/03/09	35/11	Gaz de France Norge AS	15,000000
	2024/02/09		Idemitsu Petroleum Norge AS	15,000000
			Mobil Development Norway AS	25,000000
			Norsk Hydro Produksjon AS	25,000000
			Statoil ASA	20,000000
090 B	2005/05/25	35/11	Gaz de France Norge AS	15,000000
	2024/02/09		Idemitsu Petroleum Norge AS	15,000000
			o Norsk Hydro Produksjon AS	25,000000
			Petoro AS	25,000000
			Revus Energy AS	5,000000
			Statoil ASA	15,000000
091	1984/03/09	6406/3	Eni Norge AS	7,900000
	2020/03/09		Mobil Development Norway AS	23,000000
			Norsk Hydro Produksjon AS	12,000000
			o Statoil ASA	37,100000
092	1984/03/09	6407/6	Eni Norge AS	14,900000
	2020/03/09		Mobil Development Norway AS	40,000000
			Norsk Hydro Produksjon AS	10,000000
			o Statoil ASA	27,430000
			Total E&P Norge AS	7,650000
093	1984/03/09	6407/9	o A/S Norske Shell	26,200000
	2024/03/09		BP Norge AS	18,360000
			Chevron Texaco Norge AS	7,590000
			Petoro AS	47,880000
094	1984/03/09	6506/12	Eni Norge AS	19,600000
	2027/04/10		Mobil Development Norway AS	14,700000
			Norsk Hydro Produksjon AS	11,900000
			Petoro AS	14,950000
			o Statoil ASA	29,050000
			Total E&P Norge AS	9,800000
094 B	2002/06/14	6406/3	Eni Norge AS	14,900000
	2027/04/10		Mobil Development Norway AS	7,350000
			Norsk Hydro Produksjon AS	9,600000
			Petoro AS	35,500000
			Statoil ASA	25,000000
			Total E&P Norge AS	7,650000
095	1984/03/09	6507/7	Eni Norge AS	6,500000
	2024/03/09		o Norsk Hydro Produksjon AS	26,000000
			Norske ConocoPhillips AS	8,500000
			Petoro AS	59,000000
			Statoil ASA	20,000000
097	1984/03/09	7120/6	Amerada Hess Norge AS	11,250000
	2030/10/01		Gaz de France Norge AS	12,000000
			Petoro AS	30,000000
			RWE Dea Norge AS	10,350000
			Statoil ASA	36,750000
099	1984/03/09	7121/4	Gaz de France Norge AS	12,000000
	2035/10/01		Petoro AS	30,000000
			Statoil ASA	25,500000
			Total E&P Norge AS	37,500000
100	1984/03/09	7121/7	Gaz de France Norge AS	6,000000
	2035/10/01		Petoro AS	30,000000
			RWE Dea Norge AS	4,000000
			o Statoil ASA	25,000000
			Total E&P Norge AS	35,000000
102	1985/03/01	25/5	Marathon Petroleum Norge AS	50,000000
	2025/03/01		Norsk Hydro Produksjon AS	10,000000
			Petoro AS	30,000000
			o Total E&P Norge AS	40,000000
103 B	1998/01/22	25/7	o Lundin Norway AS	7,000000
	2021/03/01		Petoro AS	30,000000
104	1985/03/01	30/9	Mobil Development Norway AS	4,700000
	2031/03/01		o Norsk Hydro Produksjon AS	24,000000
			Norske ConocoPhillips AS	2,400000
			Petoro AS	33,600000
			Statoil ASA	15,300000
			Total E&P Norge AS	10,000000
107	1985/03/01	6407/7	E.ON Ruhrgas Norge AS	30,000000
	2021/03/01		Endeavour Energy Norge AS	2,500000
			Gaz de France Norge AS	20,000000
			Mobil Development Norway AS	20,000000
			o Norsk Hydro Produksjon AS	35,500000
			Petoro AS	7,500000
110	1985/03/01	7120/5	Amerada Hess Norge AS	8,330000
	2030/10/01	7121/5	Gaz de France Norge AS	12,000000
			Petoro AS	30,000000
			Statoil ASA	24,670000
			Total E&P Norge AS	25,000000
110 B	2004/12/17	7122/6	Amerada Hess Norge AS	3,260000
	2010/12/17	7121/8	Gaz de France Norge AS	12,000000
		7121/9	Petoro AS	30,000000
		7122/4	RWE Dea Norge AS	2,610000
		7122/5	o Statoil ASA	33,530000
		7122/6	Total E&P Norge AS	18,400000
113	1985/08/29	2/12	o Amerada Hess Norge AS	50,000000
	2021/08/29		Norsk Hydro Produksjon AS	30,000000
			Statoil ASA	30,000000
120	1985/08/29	34/7	Endeavour Energy Norge AS	29,000000
	2023/08/23	34/8	Norske ConocoPhillips AS	13,000000
			Petoro AS	16,935484
			o Statoil ASA	30,064516
			Total E&P Norge AS	11,000000
121	1986/02/28	6407/5	Eni Norge AS	14,900000
	2022/02/28		Mobil Development Norway AS	20,000000
			Norsk Hydro Produksjon AS	20,000000
			o Statoil ASA	47,450000
			Total E&P Norge AS	7,650000
122	1986/02/28	6507/2	DONG Norge AS	30,000000
	2025/02/28		o Eni Norge AS	20,000000
			Statoil ASA	50,000000
122 B	2002/06/14	6507/3	DONG Norge AS	30,000000
	2025/02/28		o Eni Norge AS	20,000000
			Statoil ASA	50,000000
122 C	2004/12/17	6607/12	DONG Norge AS	30,000000
	2005/12/17		o Eni Norge AS	20,000000
			Statoil ASA	50,000000
124	1986/02/28	6507/8	Eni Norge AS	10,000000
	2025/02/28		Norske ConocoPhillips AS	27,910000
			Petoro AS	27,990000
			o Statoil ASA	35,100000
127	1986/02/28	6607/12	Statoil ASA	50,000000
	2023/02/28		o Total E&P Norge AS	50,000000
128	1986/02/28	6608/10	Eni Norge AS	11,500000
	2026/02/28	6608/11	Norsk Hydro Produksjon AS	13,500000
			Petoro AS	24,545455
			o Statoil ASA	50,454545
128 B	1996/01/30	6508/1	Eni Norge AS	6,900000
	2026/02/28		Norsk Hydro Produksjon AS	8,100000
			Petoro AS	55,000000
			o Statoil ASA	31,000000
132	1987/04/10	6407/10	E.ON Ruhrgas Norge AS	30,000000
	2023/04/10		Endeavour Energy Norge AS	2,500000
			Gaz de France Norge AS	20,000000
			Mobil Development Norway AS	20,000000
			o Norsk Hydro Produksjon AS	35,000000
			Petoro AS	7,500000
134	1987/04/10	6506/11	Eni Norge AS	30,000000
	2027/04/10		Norsk Hydro Produksjon AS	13,550000
			Petoro AS	39,450000
			Statoil ASA	10,000000
			Total E&P Norge AS	7,000000
135	1988/07/08	1/2	BG Norge AS	35,000000
	2037/07/08		o Conocophillips Skandinavia AS	35,000000
			Paladin Resources Norge AS	35,000000
			Alle rivåer under topp kritt	
143 BS	2003/06/27	1/2	Paladin Resources Norge AS	65,000000
	2027/07/08		Talisman Energy Norge AS	35,000000
			Alle rivåer over topp kritt	
143 C	2003/06/27	1/2	BG Norge AS	20,000000
	2027/07/08		o Paladin Resources Norge AS	45,000000
			Talisman Energy Norge AS	35,000000
			Alle rivåer over topp kritt	

RETTIGHETSHAVERE I UTVINNINGSTILLATELSER

Utv. til.	Tild. Gyldig	Blokker	Rettighetshavere	Andel %
001	1969/09/01	25/11	o ExxonMobil Exploration and Production Norway	100,000000
	2030/03/01			
001 B	1999/12/15	16/1	o Det Norske Oljeselskap AS	50,000000
	2011/05/01	24/4	Statoil ASA	50,000000
006	1969/09/01	2/5	o Total E&P Norge AS	100,000000
	2028/12/31			
006 B	2000/10/09	2/8	Amerada Hess Norge AS	28,333333
	2028/12/31		o BP Norge AS	28,333333
			Enterprise Oil Norge AS	28,333333
			Total E&P Norge AS	15,000000
006 C	2000/10/09	2/5	o Lundin Norway AS	100,000000
	2028/12/31			
018	1965/09/01	2/4	o ConocoPhillips Skandinavia AS	35,112500
	2028/12/31	2/7	Eni Norge AS	12,388000
		7/11	Norsk Hydro Produksjon AS	6,654000
			Petoro AS	5,000000
			Statoil ASA	0,950000
			Total E&P Norge AS	39,896000
018 B	1995/06/25	1/6	o ConocoPhillips Skandinavia AS	35,112500
	2028/12/31		Eni Norge AS	12,388000
			Norsk Hydro Produksjon AS	6,654000
			Petoro AS	5,000000
			Statoil ASA	0,950000
			Total E&P Norge AS	39,896000
018 C	2002/12/30	1/5	Eni Norge AS	12,388000
	2028/12/31		o Kerr-McGee Norway AS	60,008000
			Noble Energy Limited	15,000000
			Norsk Hydro Produksjon AS	6,654000
			Petoro AS	5,000000
			Statoil ASA	0,350000
019	1965/09/01	7/12	o BP Norge AS	80,000000
	2028/12/31		DONG Norge AS	5,000000
			Svenska Petroleum Exploration AS	15,000000
019 B	1977/09/12	2/1	DONG Norge AS	34,000000
	2011/05/01	7/12	Norske AEDC A/S	5,000000
			o Talisman Energy Norge AS	61,000000
019 C	1998/09/14	2/1	DONG Norge AS	35,000000
	2011/05/01		o Talisman Energy Norge AS	65,000000
024	1969/05/23	25/1	Norsk Hydro Produksjon AS	32,877000
	2015/05/23		Statoil ASA	20,000000
			Total E&P Norge AS	47,113000
025	1969/05/23	15/3	BP Norge AS	12,500000
	2015/05/23		Gaz de France Norge AS	12,500000
			Marathon Petroleum Norge AS	28,200000
			Statoil ASA	46,800000
026	1969/05/23	25/2	Norsk Hydro Produksjon AS	32,870000
	2015/05/23		Statoil ASA	5,000000
			Total E&P Norge AS	62,130000
027	1969/05/23	25/8	o ExxonMobil Exploration and Production Norway	100,000000
	2030/03/01			
027 B	1999/12/15	25/8	Enterprise Oil Norge AS	50,000000
	2015/05/23		o ExxonMobil Exploration and Production Norway	50,000000
027 C	2000/10/09	25/8	o ExxonMobil Exploration and Production Norway	100,000000
	2030/03/01			
028	1969/05/23	25/10	o ExxonMobil Exploration and Production Norway	100,000000
	2030/03/01			
028 B	1999/12/15	25/10	Det Norske Oljeselskap AS	50,000000
	2015/05/23		Statoil ASA	50,000000
028 C	2000/10/09	25/10	ExxonMobil Exploration and Production Norway	13,000000
	2030/03/01		o Norsk Hydro Produksjon AS	45,000000
			Petoro AS	30,000000
			Statoil ASA	12,000000
029	1969/05/23	15/6	o ExxonMobil Exploration and Production Norway	100,000000
	2015/05/23			
029 B	2001/05/11	15/6	Det Norske Oljeselskap AS	20,000000
	2015/05/23		o ExxonMobil Exploration and Production Norway	30,000000
			Statoil ASA	50,000000
033	1969/05/30	2/11	Amerada Hess Norge AS	25,000000
	2015/05/30		o BP Norge AS	25,000000
			Enterprise Oil Norge AS	25,000000
			Total E&P Norge AS	25,000000
033 B	2001/05/04	2/11	Amerada Hess Norge AS	25,000000
	2028/12/31		o BP Norge AS	25,000000
			Enterprise Oil Norge AS	25,000000
			Total E&P Norge AS	25,000000
034	1969/11/14	30/5	o Norsk Hydro Produksjon AS	40,000000
	2015/11/14		Petoro AS	40,000000
			Statoil ASA	10,000000
			Total E&P Norge AS	10,000000
035	1969/11/14	30/11	Det Norske Oljeselskap AS	25,000000
	2015/11/14		o Norsk Hydro Produksjon AS	50,000000
			Svenska Petroleum Exploration AS	25,000000
036	1971/06/11	25/4	Marathon Petroleum Norge AS	46,904000
	2022/06/11		o Norsk Hydro Produksjon AS	28,853000
			Total E&P Norge AS	24,243000
036 BS	2003/10/13	25/4	Marathon Petroleum Norge AS	73,766000
	2021/06/11		o Norsk Hydro Produksjon AS	19,443000
			Petoro AS	20,000000
			Statoil ASA	20,000000
			Total E&P Norge AS	16,791000
			Gjelder Lista-og Hugin-formasjonen innenfor deler av arealet	
036 C	2003/10/13	25/4	Lundin Norway AS	15,000000
	2021/06/11		Marathon Petroleum Norge AS	65,000000
			Norske ConocoPhillips AS	20,000000
037	1973/08/10	33/12	A/S Norske Shell	10,000000
	2020/08/10	3/09	Enterprise Oil Norge AS	1,041667
			ExxonMobil Exploration and Production Norway	25,000000
			Norske ConocoPhillips AS	12,083334
			Petoro AS	30,000000
			Statoil ASA	21,875000
037 B	1998/09/14	33/12	Norsk Hydro Produksjon AS	9,000000
	2021/06/30		Petoro AS	30,000000
			o Statoil ASA	61,000000
037 C	2000/01/14	33/9	Revus Energy AS	48,125000
	2009/08/10		o Statoil ASA	51,875000
037 D	2004/06/08	33/9	Revus Energy AS	78,125000
	2009/08/10		o Statoil ASA	21,875000
037 E	2004/12/10	33/12	Norsk Hydro Produksjon AS	9,000000
	2016/06/30		Petoro AS	30,000000
			o Statoil ASA	61,000000
038	1975/04/01	15/12	Pertra AS	5,000000
	2011/04/01		Petoro AS	30,000000
			o Talisman Production Norge AS	65,000000
038 B	2003/04/11	15/12	Petoro AS	30,000000
	2006/04/11		o Talisman Production Norge AS	70,000000
040	1975/04/01	29/9	Petoro AS	30,000000
	2011/04/01	30/7	Statoil ASA	21,000000
			Total E&P Norge AS	49,000000
043	1976/05/06	29/6	Petoro AS	30,000000
	2012/06/06	30/4	Statoil ASA	21,000000
			o Total E&P Norge AS	49,000000
044	1976/08/27	1/9	o ConocoPhillips Skandinavia AS	41,800000
	2012/08/27		Eni Norge AS	13,120000
			Statoil ASA	30,000000
			Total E&P Norge AS	15,080000
046	1976/12/03	15/8	ExxonMobil Exploration and Production Norway	28,000000
	2014/12/03	15/9	Norsk Hydro Produksjon AS	9,400000
			o Statoil ASA	52,600000
			Total E&P Norge AS	10,000000
048	1977/02/18	15/5	Norsk Hydro Produksjon AS	9,300000
	2013/02/18		Statoil ASA	68,900000
			Total E&P Norge AS	21,800000
048 B	2001/01/10	15/5	DONG Norge AS	9,300000
	2013/02/18		Det Norske Oljeselskap AS	10,000000
			o Statoil ASA	58,900000
			Total E&P Norge AS	21,800000
050	1978/06/16	34/10	Norsk Hydro Produksjon AS	9,000000
	2016/06/30		Petoro AS	30,000000
			o Statoil ASA	61,000000
050 B	1995/08/11	34/10	Norsk Hydro Produksjon AS	9,000000
	2016/06/30		Petoro AS	30,000000
			o Statoil ASA	61,000000
050 C	1999/06/04	30/1	Norsk Hydro Produksjon AS	9,000000
	2016/06/30		Petoro AS	30,000000
			o Statoil ASA	61,000000
051	1979/04/06	30/2	Norske ConocoPhillips AS	24,500000
	2015/04/06		Petoro AS	31,400000
			o Statoil ASA	19,600000
			Total E&P Norge AS	24,500000
052	1979/04/06	30/3	Paladin Resources Norge AS	27,000000
	2015/04/06		Petoro AS	37,000000
			RWE Dea Norge AS	13,500000
			Revus Energy AS	4,500000
			Statoil ASA	18,000000
052 B	2001/11/30	30/3	Paladin Resources Norge AS	9,000000
	2015/04/06		Petoro AS	37,000000
			RWE Dea Norge AS	13,500000
			Statoil ASA	22,500000
			Total E&P Norge AS	18,000000
053	1979/04/06	30/6	Mobil Development Norway AS	4,700000
	2031/03/01		o Norsk Hydro Produksjon AS	34,000000
			Norske ConocoPhillips AS	2,400000
			Petoro AS	33,600000
			Statoil ASA	15,300000
			Total E&P Norge AS	10,000000
053 B	1998/09/14	30/6	Endeavour Energy Norge AS	20,800000
	2031/04/06		o Norsk Hydro Produksjon AS	20,000000
			Paladin Resources Norge AS	20,000000
			Petoro AS	25,400000
			Statoil ASA	14,000000
054	1979/04/06	31/2	A/S Norske Shell	25,900000
	2030/09/30		Norsk Hydro Produksjon AS	4,900000
			Norske ConocoPhillips AS	5,191920
			Petoro AS	40,800000
			Statoil ASA	18,000000
			Total E&P Norge AS	5,208980

RETTIGHETSHAVERE I UTVINNINGSTILLATELSER

Utv. til.	Tild. Gyldig	Blokker	Rettighetshavere	Andel %
145	1988/07/08	2/7	o ConocoPhillips Skandinavia AS	80,000000
	2024/07/08		Eni Norge AS	20,000000
146	1988/07/08	2/4	o Norsk Hydro Produksjon AS	44,500000
	2027/07/08		Statoil ASA	33,300000
			Total E&P Norge AS	22,200000
147	1988/07/08	3/7	o A/S Norske Shell	50,000000
	2027/07/08		DONG Norge AS	20,000000
			Statoil ASA	30,000000
148	1988/07/08	7/4	o Lundin Norway AS	50,000000
	2024/07/08	7/7	Paladin Resources Norge AS	50,000000
150	1988/07/08	24/9	Lundin Norway AS	35,000000
	2024/07/08		o Marathon Petroleum Norge AS	65,000000
152	1988/07/08	33/12	Norsk Hydro Produksjon AS	9,000000
	2025/07/08		Petoro AS	30,000000
			o Statoil ASA	61,000000
153	1988/07/08	35/9	A/S Norske Shell	12,000000
	2028/07/08	36/7	Gaz de France Norge AS	30,000000
			Petoro AS	30,000000
			RWE Dea Norge AS	8,000000
			o Statoil ASA	20,000000
158	1989/03/03	640/8	o A/S Norske Shell	31,640000
	2028/03/03		BP Norge AS	18,360000
			Chevron Texaco Norge AS	20,000000
			Statoil ASA	30,000000
159	1989/03/03	650/13	Enterprise Oil Norge AS	40,000000
	2029/03/03		Norsk Hydro Produksjon AS	10,000000
			o Statoil ASA	50,000000
159 B	2004/08/13	650/13	DONG Norge AS	15,000000
	2029/03/03		Norsk Hydro Produksjon AS	10,000000
			o Statoil ASA	75,000000
167	1991/03/01	16/1	Lundin Norway AS	20,000000
	2030/03/01		o Statoil ASA	80,000000
167 B	2003/04/11	25/10	Lundin Norway AS	20,000000
	2006/04/11		o Statoil ASA	80,000000
169	1991/03/01	25/11	ExxonMobil Exploration and Production Norway	13,000000
	2030/03/01	25/8	o Norsk Hydro Produksjon AS	45,000000
			Petoro AS	30,000000
			Statoil ASA	12,000000
169 B1	2000/03/01	25/11	ExxonMobil Exploration and Production Norway	7,000000
	2030/03/01		o Norsk Hydro Produksjon AS	47,500000
			Norske ConocoPhillips AS	8,000000
			Petoro AS	37,500000
169 B2	2000/03/01	25/11	ExxonMobil Exploration and Production Norway	10,000000
	2030/03/01		o Norsk Hydro Produksjon AS	47,500000
			Norske ConocoPhillips AS	12,500000
			Petoro AS	30,000000
171 B	2000/10/09	30/12	Mobil Development Norway AS	4,700000
	2031/03/01		o Norsk Hydro Produksjon AS	34,000000
			Norske ConocoPhillips AS	2,400000
			Petoro AS	33,600000
			Statoil ASA	15,300000
			Total E&P Norge AS	10,000000
173	1986/03/01	640/7	Eni Norge AS	14,900000
	2027/04/10		Endeavour Energy Norge AS	2,500000
			Mobil Development Norway AS	7,350000
			o Norsk Hydro Produksjon AS	35,500000
			Petoro AS	25,000000
			Statoil ASA	7,500000
176	1991/03/01	640/7/12	o A/S Norske Shell	26,200000
	2028/03/01		BP Norge AS	18,360000
			Chevron Texaco Norge AS	7,590000